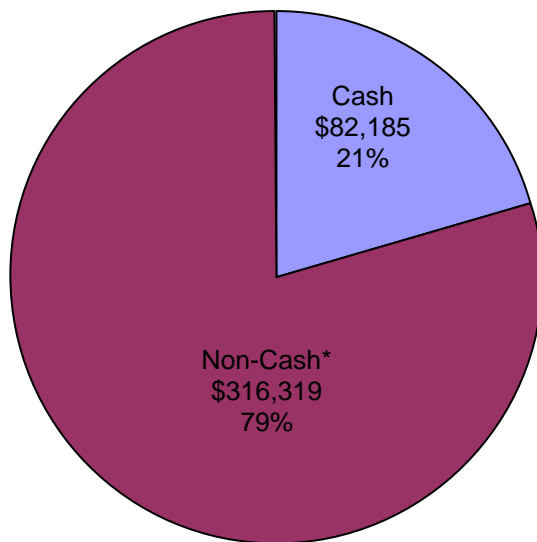


2019 Financial Summary



Freely we receive, Freely we give

Revenue by Type



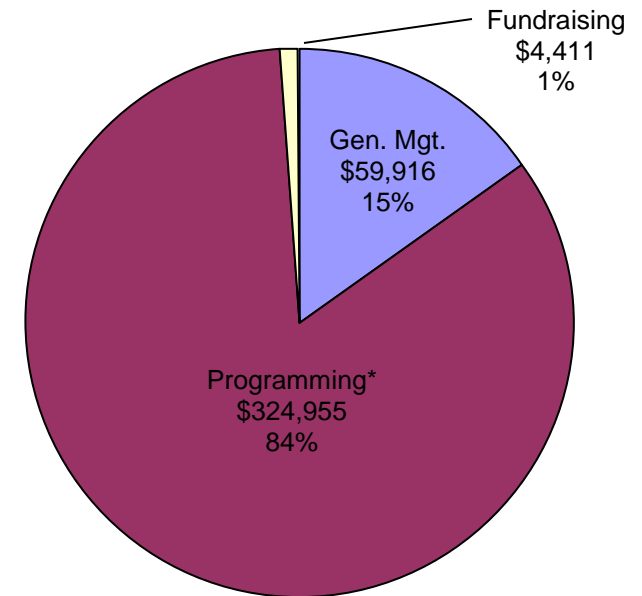
Non-cash by type:

(1) Food	\$281,047.90
Kitchen	\$3,684.16
Clothing	\$26,591.00
(2) Household	\$5,610.75
Kits	\$1,931.25

(1) Food is valued at \$1.66/pound.

(2) Household items are valued at thrift store prices and determined on an item by item basis.

Expenses by Functional Use



*Programming consists of meals provided and distribution of goods received.

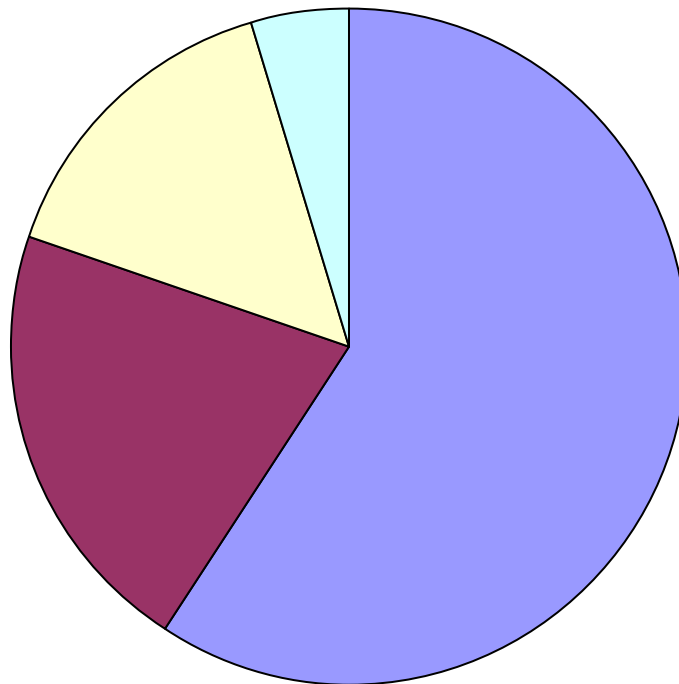
Cash Revenue Sources

January 1 – December 31, 2019



Freely we receive, Freely we give

Cash Revenue \$82,085



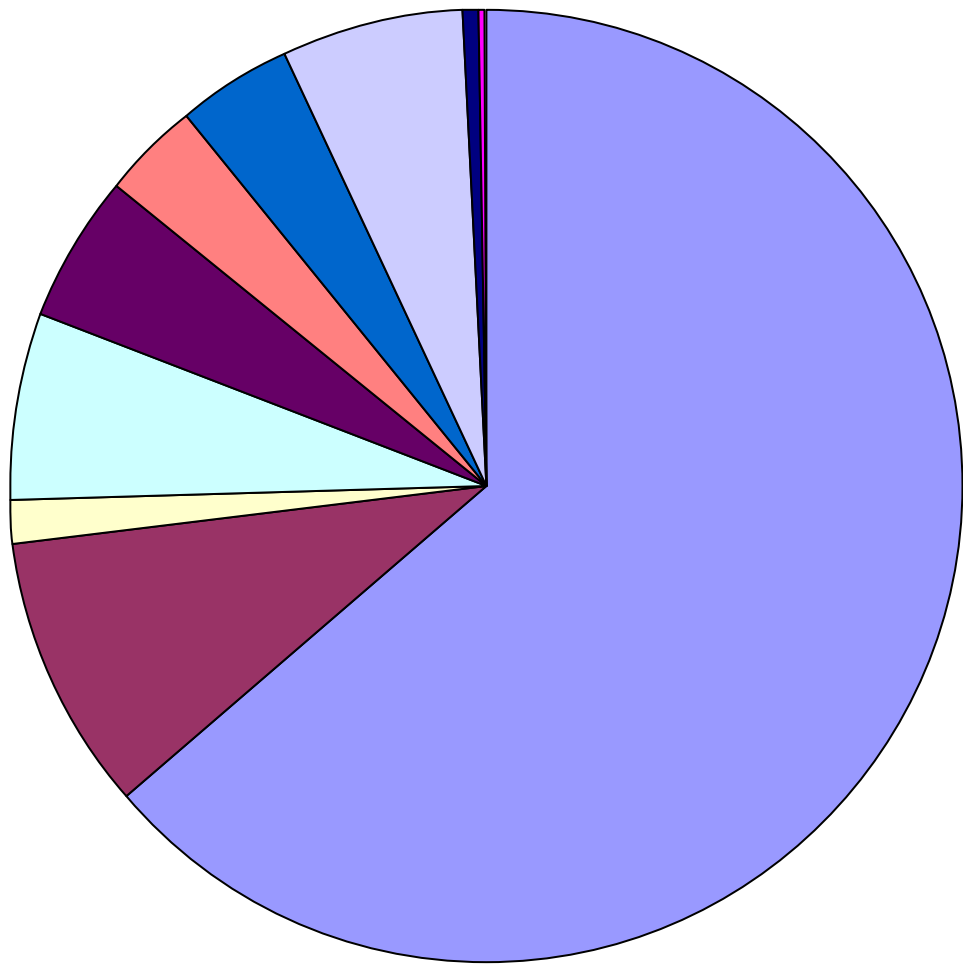
- Individual Contributions \$48,486
- Church Contributions \$17,459
- Non-Profit Org. Contributions \$12,176
- Corporate Contributions \$3,964

Cash Expenditures

January 1 – December 31, 2019



Freely we receive, Freely we give



Expenses & Purchases \$70,427

- Payroll \$44,836
- Accounting \$6,612
- Assisance to Individuals \$1,077
- Fundraising \$4,411
- Payroll Taxes \$3,508
- Insurances \$2,325
- Office Operations \$2,752
- Facilities & Utilities \$4,241
- Memberships & Training \$425
- Advertising \$240