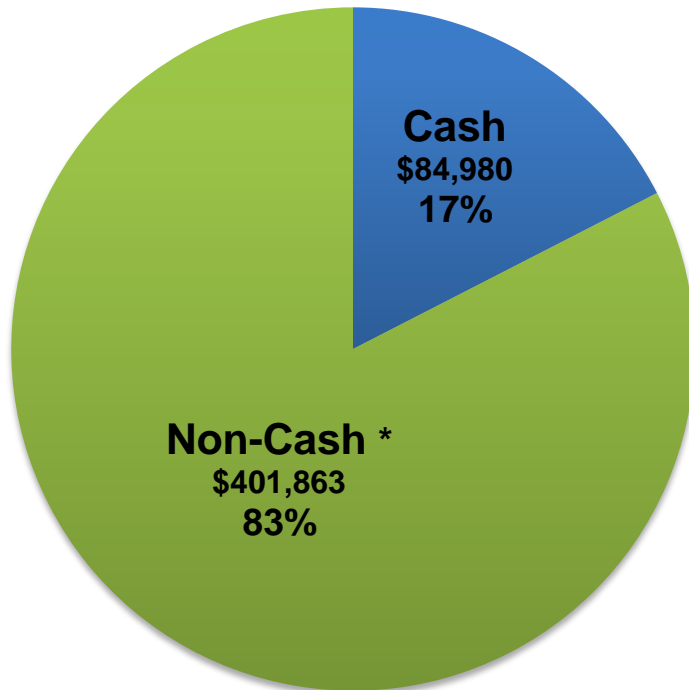
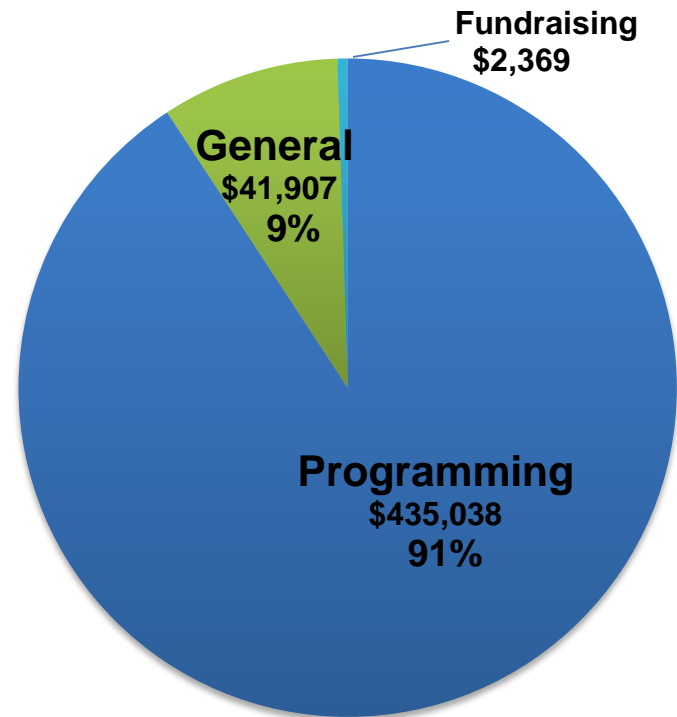


2016 Financial Summary

Revenue by Type



Expenses by Functional Use



* Non-cash contributions includes in-kind donations of food, clothing, household goods, hygiene kits, etc.

Cash Revenue Sources

January 1 – December 31, 2016



Cash Revenue \$84,980



- Individual Contributions \$47,964
- Church Contributions \$13,448
- Non-Profit Org. Contributions \$9,185
- Corporate Contributions \$8,883
- Grants \$5,500

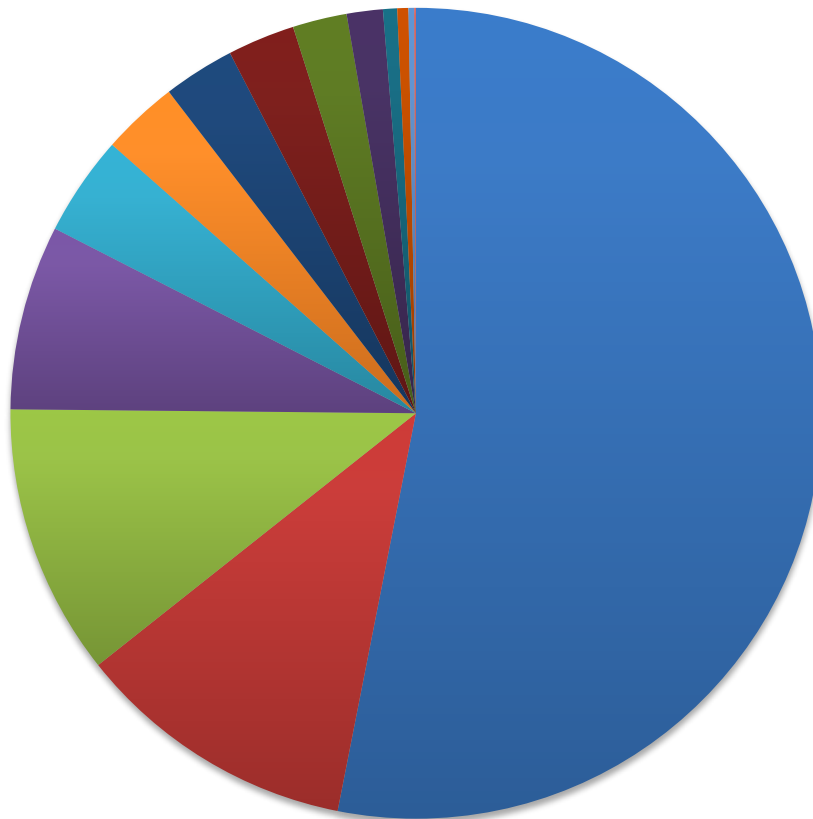


Cash Expenditures

January 1 – December 31, 2016

Expenses & Purchases

\$88,237



- Payroll \$46,849
- Programs & Events \$9,917
- Equipment & Maintenance \$9,549
- Assistance to Individuals \$6,502
- Payroll Taxes \$3,526
- Facilities & Utilities \$2,694
- Insurance \$2,508
- Fundraising \$2,369
- Office Operations \$1,906
- Accounting \$1,271
- Memberships & Training \$495
- Advertising \$391
- Volunteer Education \$200
- Registration & License Fees \$60