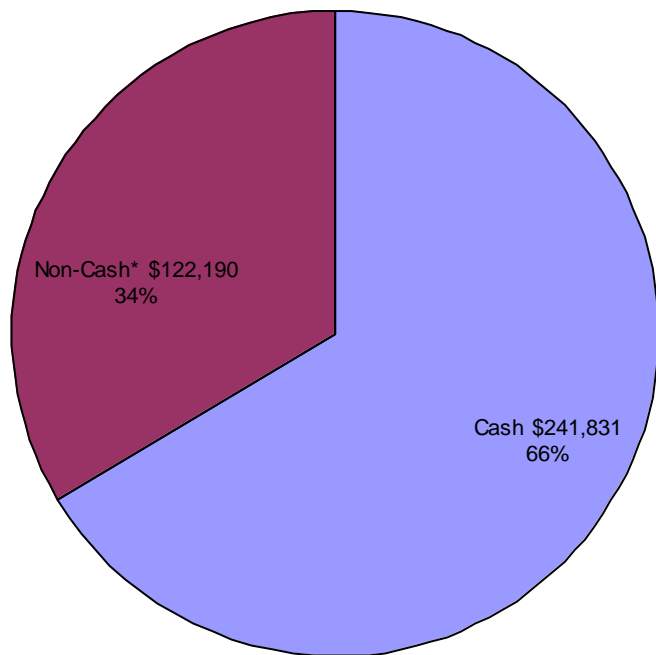


# 2020 Financial Summary



*Freely we receive, Freely we give*

### Revenue by Type

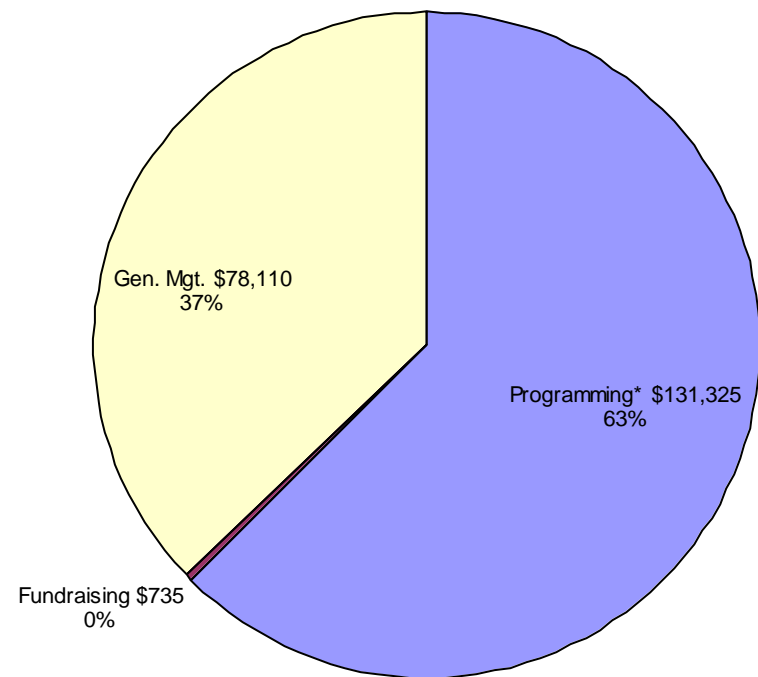


#### Non-cash by type:

(1) Food	\$106,194
Clothing	\$ 9,870
(2) Household	\$ 3,440
Other	\$ 2,686

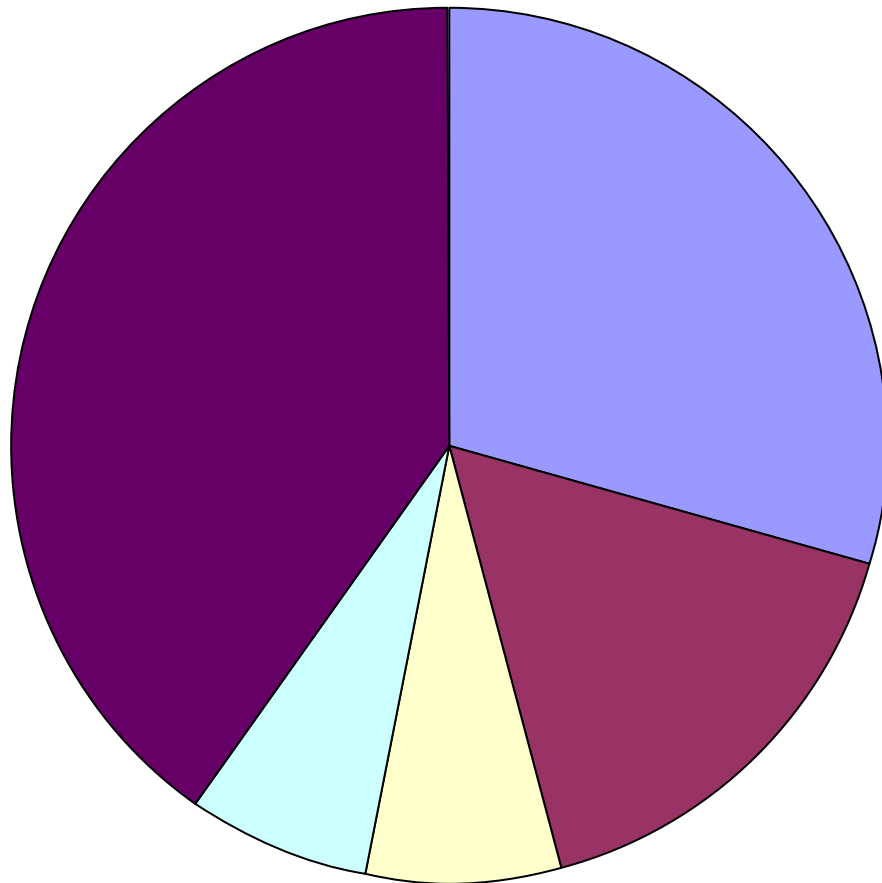
(1) Food is valued at \$1.66/lb  
 (2) Household items are valued at thrift store prices and determined on and item by item basis.

### Expenses by Functional Use



\*Programming consists of meals provided and distribution of goods received.

# Cash Revenue Sources January 1 – December 31, 2020



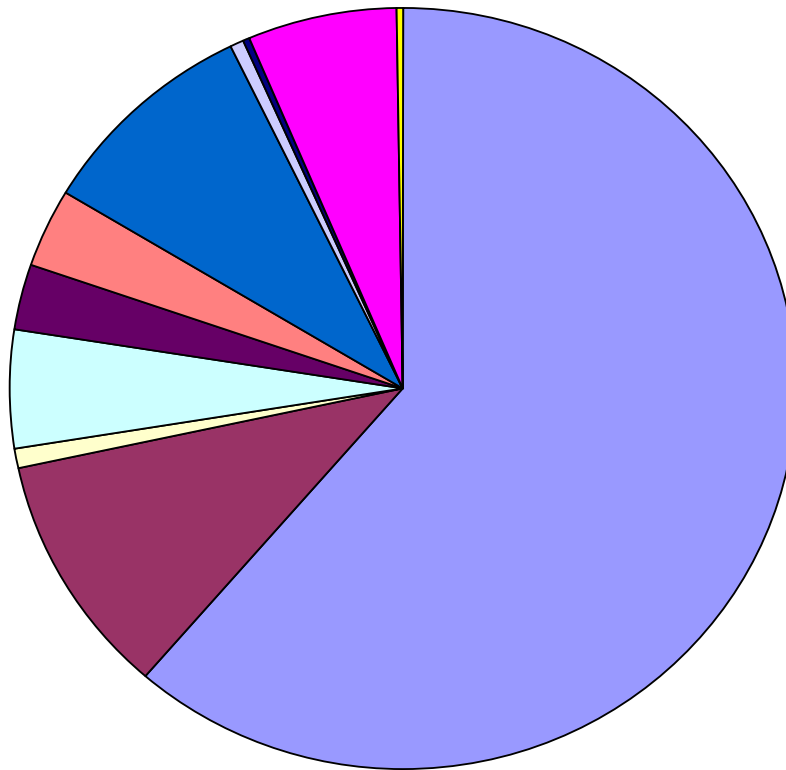
**Cash Revenue**  
**\$226,217**

- Individual Contributions \$66,322
- Church Contributions \$37,589
- Non-Profit Org. Contributions \$16,198
- Corporate Contributions \$15,052
- Grants \$91,056

# Cash Expenditures January 1 – December 31, 2020



*Freely we receive, Freely we give*



## Expenses & Purchases \$78,844

■	Payroll \$48,384
■	Accounting \$8,110
■	Fundraising \$735
■	Payroll Taxes \$3,783
■	Insurances \$2,199
■	Office Operations \$2,678
■	Facilities & Utilities \$7,250
■	Memberships & Training \$350
■	Advertising \$240
■	Charitable Donations \$5,000
■	Misc. Gen. Operating Expenses \$115